

NEW : LOW COST Microlog DMM-3 and DMM-4 DC / Battery Monitoring System for your Boat or RV 12 or 24 volts DC energy supply:


We designed the perfect little Battery and DC current monitor at an affordable price. Check the House Bank or the twin engine start batteries critical voltages, find charging problems or Phantom power losses. With an extremely low current consumption, so low you can leave it ON all week. Also Check current circulation in the system at glance. We offer backlight display:

FEATURES:

- Protect your batteries against deep discharge
- Accurate 2 or 3 battery banks voltage measurement
- System Charge, Discharge or NET current measurement
- Very low current draw (wont drain batteries)
- **Red** Backlit Display
- Simple: simply press the right button for functions
- Polycarbonate facing
- Corrosion treated Printed Circuit Board
- Surface Mount Technology with sealed trimers
- Stainless steel hardware for marine environment
- Easy to install and operate (No Programming)
- Two year limited warranty


DMM-3-BR for 2 Batteries + Amps

DMM-4-BR for 3 Batteries + Amps:




Sailboat or small RV

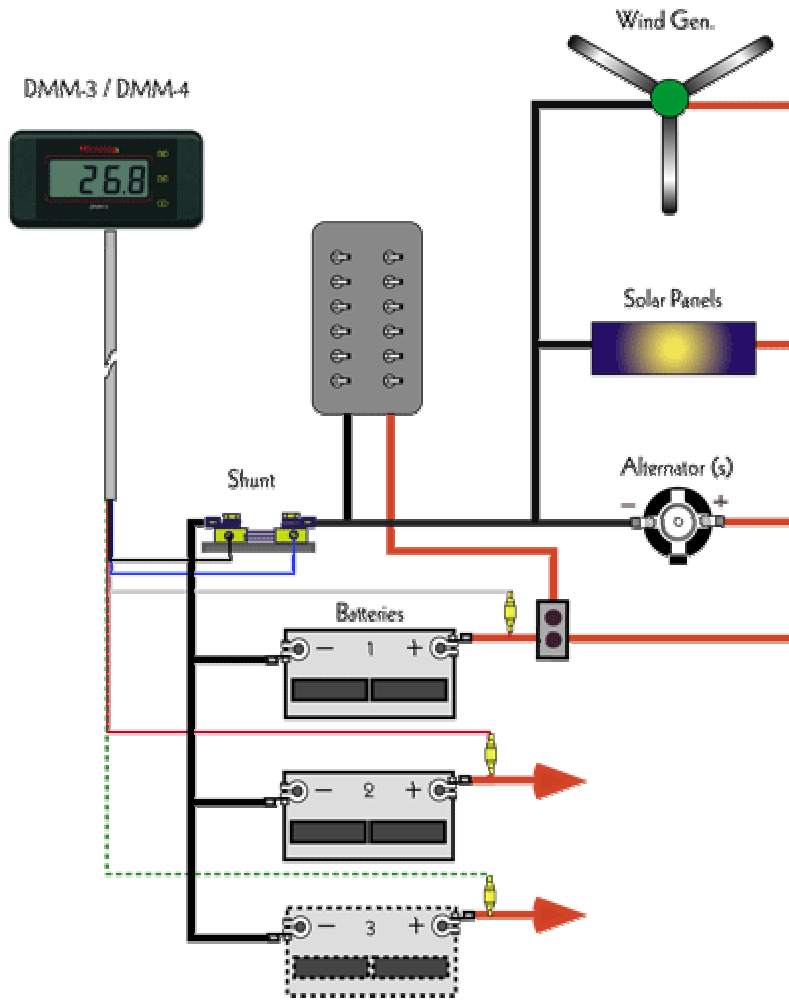
Perfect for



DMM-3-BR for 2 Batteries + Amps



Perfect for Twin engine cruiser or genset equipped RV



DMM-4-BR for 3 Batteries + Amps

Precision

Voltage Monitoring:

The Microlog DMM-3 Battery Monitor is designed to monitor the level of charge for 2 batteries or battery banks (3 batteries or battery banks with DMM-4) in measuring the Total Battery Cells Voltages with great precision. The voltage monitoring will tell you the state and condition of your batteries, charging equipment and also when it's time to charge and stop charging.

Charge and discharge current monitoring (with shunt kits, see below):

The Microlog DMM-3 and DMM-4 System will also monitor the intensity (Amperes) of incoming current from charging equipment such as alternators, wind generators or solar panels and/or, current consumed in your boat or RV. You can measure just charging or just discharging current if you prefer; or NET current circulation to your House bank, your choice. Charging current will be represented with a "+" sign and discharging current with a "-" sign. The instrument measures the slight potential difference between shunt terminals and translate this measurement in Amperes (Shunt is optional).

Backlit Display:

Our monitors comes with a Red backlit display for night monitoring with very high efficiency LEDs for low current drain.

Plug and Play:

The system is easy to install and operate; no programming or resets of any kind; simply press the right button for functions.

As good as it gets:

The Microlog DMM-3 and DMM-4 Monitors are carefully made with the finest components and materials in order to optimize its reliability and performance, such as: Use of Surface-Mount Technology (SMT), Anti-Corrosion Treatment, Sealed Adjustments Trimmers, Lexan® Facing and Stainless Steel Hardware for harsh marine environment.

The Microlog instruments are covered with a 2 year limited warranty.

Microlog DMM-3 and DMM-4 Battery Monitoring System Specifications:

Voltage measurement range:

8.0 -32.0 volts

Resolution (volts):

0. 1 volts

Measurement precision:	± 0.1 volts (20°C)
Current measurement range (Limited by available shunts):	0-2000 amps.
Resolution (amperes):	0.1 amps(100A shunt) / 1 amp(500A shunt)
Measurement precision:	0.1 amps. (20°C)
Operating current requirements (no backlight):	1.0 mA (12.0V) / 2.74 mA (24.0V)
Backlight current requirements:	1.3mA @ 12.0 volts / 1.6mA @ 24.0 volts
Operating temperature range:	0°C to 40°C
Storage temperature range:	-30° to+60°C
Size:	3.52" W. x 1.77" H. x 0.735" D. 8,94 cm x4,49cm x 1,87 cm

Shunt and Wiring kits: A shunt is necessary in order to measure amps with battery monitor. A shunt is an accurate, very low resistance resistor which is placed "in line" with the wire carrying the current to be measured. It is usually placed in the negative wire from the battery bank, such that all the current going into the battery (charging) or out (discharging) must pass through it. Connected in this way it will be set up to monitor "net" amps in and out of the battery. (It also could be placed in series with the negative wire coming from a solar array--or other charging source--in which case it would measure only the solar array or wind current. The shunt needs to be placed near the batteries; since these wires carry very high currents the wires from the batteries must be kept short to minimize electrical losses.

The SWK-120 Shunts and Wiring kit is required if you need to measure current up to + or -100 AMPS.

For systems with maximum current 65 amps continuous with no overloads, or 50 amps continuous with overload to 100 amps for 8 seconds max. These are suitable for small systems, or for most applications where you want to measure only solar or wind turbine input current. It allows "amps" readings as low as 0.1 amp.

Kit includes:

- 100 Amp. Marine Grade Shunt
- 20 feet PVC jacketed, tinned, flexible marine grade wire for exact calibration of your instrument
- Connectors to shunts and battery poles



The SWK-520 Shunts and Wiring kit is required if you need to measure current up to + or -500 AMPS.

For systems with maximum current 300 amps continuous with no overloads, or 250 amps continuous with overload to 500 amps for 8 seconds max. These are suitable for high current Inverters consumption, charging alternator, solar panels, wind turbines and NET Amps. It allows "amps" readings as low as 1 amp.

Kit includes:

- 500 Amp. Marine Grade Shunt
- 25 feet PVC jacketed, tinned, flexible marine grade wire for exact calibration of your instrument
- Connectors to shunts and battery poles

